

Facts and figures

Caution, roadworks ahead! When lanes get narrow, you need to take extra care.

Contents

1. Accidents on freeways.....	2
2. Kilometers of roadworks.....	4
3. Causes of traffic jams.....	5
4. Surveys and studies.....	6

1. Accidents on freeways

Switzerland

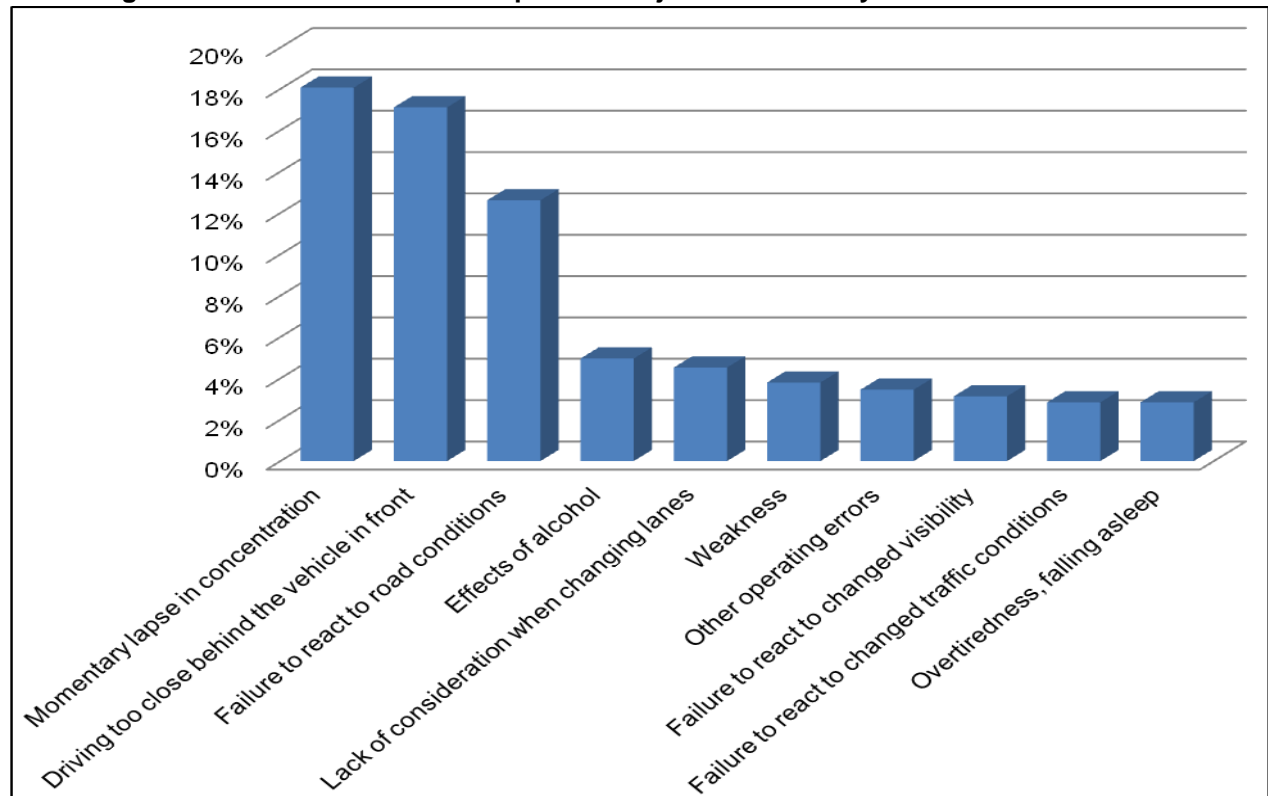
2011	Accidents with personal injuries		Accidents with fatalities		Accidents with serious injuries		Accidents with minor injuries	
	Total	At roadworks	Total	At roadworks	Total	At roadworks	Total	At roadworks
In cities	12,397	159	132	1	2,533	34	9,732	124
Outside of cities	6,593	186	180	3	1,577	42	4,836	141
On freeways/ roads	1,861	132	33	2	265	25	1,563	105
Total	20,851	477	345	6	4,375	101	16,131	370

Number of accidents at roadworks compared to all accidents by road-type

In cities	1.28%
Outside of cities	2.82%
On freeways / roads	7.09%

Source: FEDRO

Percentage of causes of accidents with personal injuries on freeways / roads in 2010



Source: FEDRO

Accidents on freeways

Germany

2010	Accidents with personal injuries		Accidents with fatalities		Accidents with serious injuries		Accidents with minor injuries	
	Total	At roadworks	Total	At roadworks	Total	At roadworks	Total	At roadworks
In cities	195,833	1,770	983	11	31,191	280	163,659	1,479
Outside of cities	73,635	545	2,030	12	19,610	128	51,995	144
On freeways/ roads	18,829	1,237	374	15	3,682	189	14,773	1,033
Total	288,297	3,552	3,387	38	54,483	597	230,427	2,917

Number of accidents at roadworks compared to all accidents by road-type

In cities	0.90%
Outside of cities	0.74%
On freeways/roads	6.57%

Source: Federal Statistical Office

2. Kilometers of roadworks

Freeways in Switzerland

	2000	2008	2010	2011
Road network	1,200 km	1,766 km	1,790 km	1,801 km
Kilometers of roadworks	50 km	Annually 5-7%	Annually 5-7%	Annually 5-7%

Freeways in Germany

	2000	2008	2010	2011
Road network	11,515 km	12,594 km	12,813 km	12,819 km

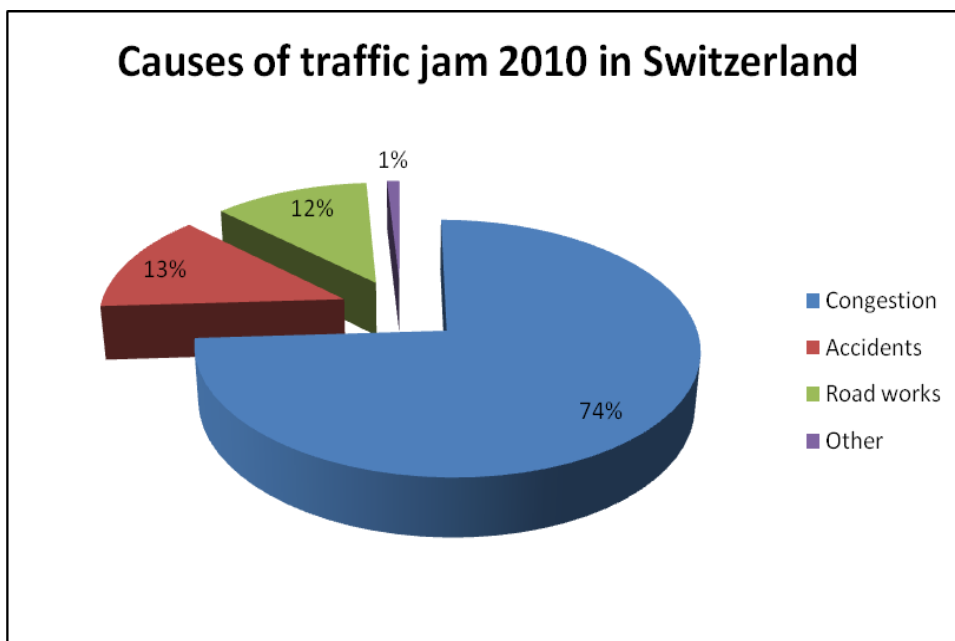
Kilometers of roadworks on German freeways in July and August 2009:

Niedersachsen	215 km
Bayern	207 km
Nordrhein-Westfalen	195 km
Hessen	168 km
Baden-Württemberg	133 km
Brandenburg	116 km
Rheinland-Pfalz	111 km
Schleswig-Holstein	88 km
Thüringen	71 km
Sachsen	62 km
Sachsen-Anhalt	20 km
Mecklenburg-Vorpommern	11 km
Saarland	1 km
Total length	1'398 km

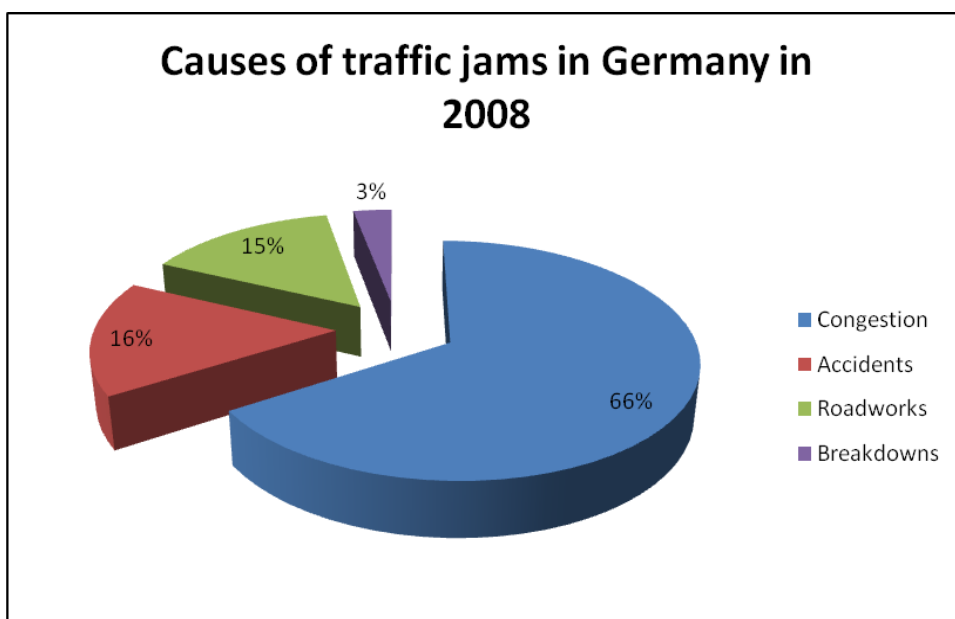
3. Causes of traffic jams

Traffic jam hours in Switzerland 2010

Congestion	11,786
Accidents	2,078
Roadworks	1,894
Other	152
Total	15,910

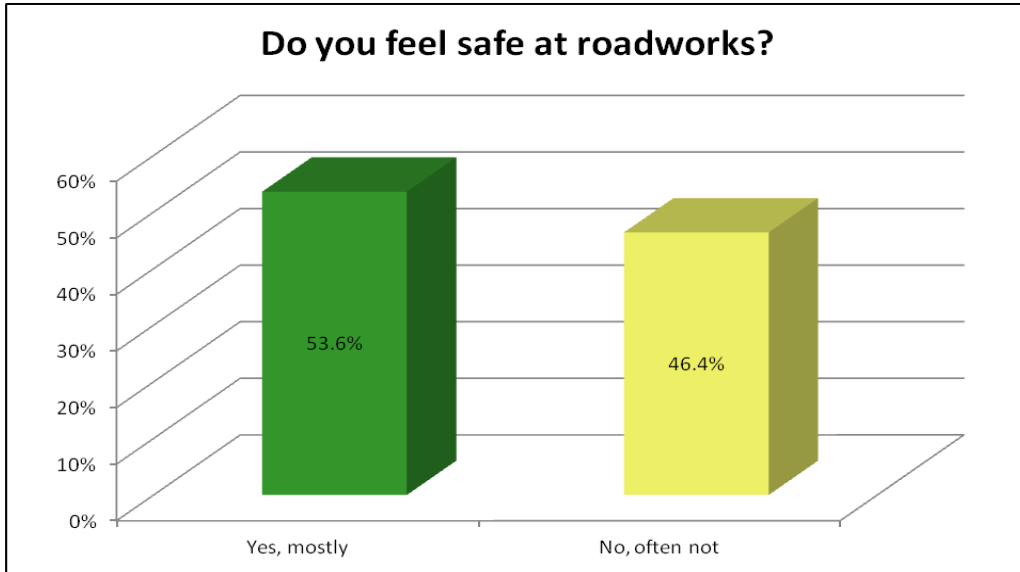


Source: ASTRA, 2010 annual report

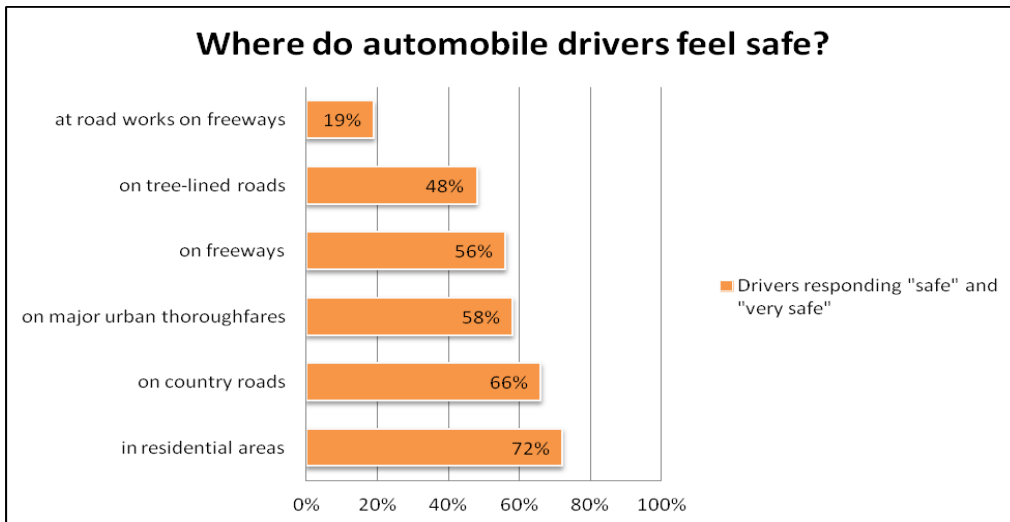


Source: ADAC

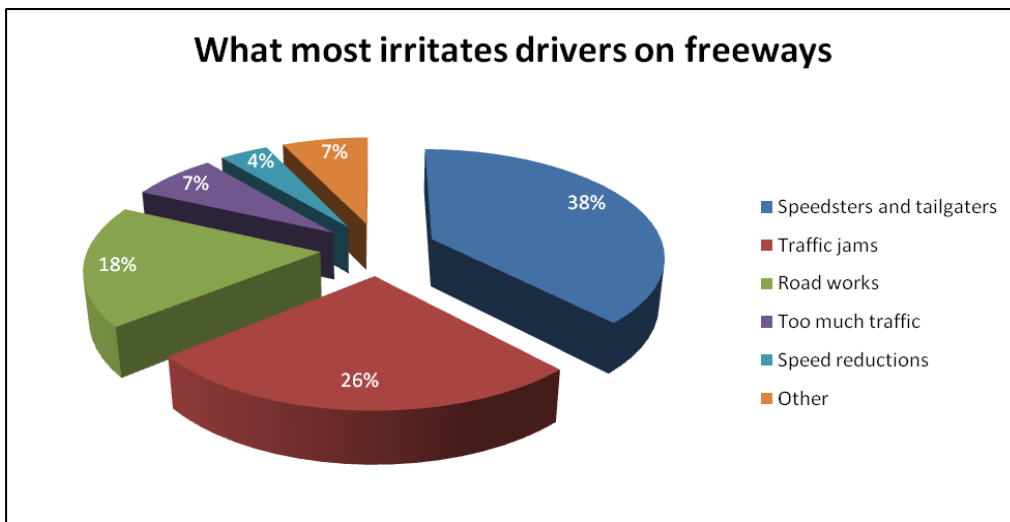
4. Surveys and studies



Source: DEKRA survey "Roadworks – do you feel safe?" 2009



Source: Study on the traffic situation in Germany 2010, accident research by insurers (UDV)



Source: Forsa, 2009