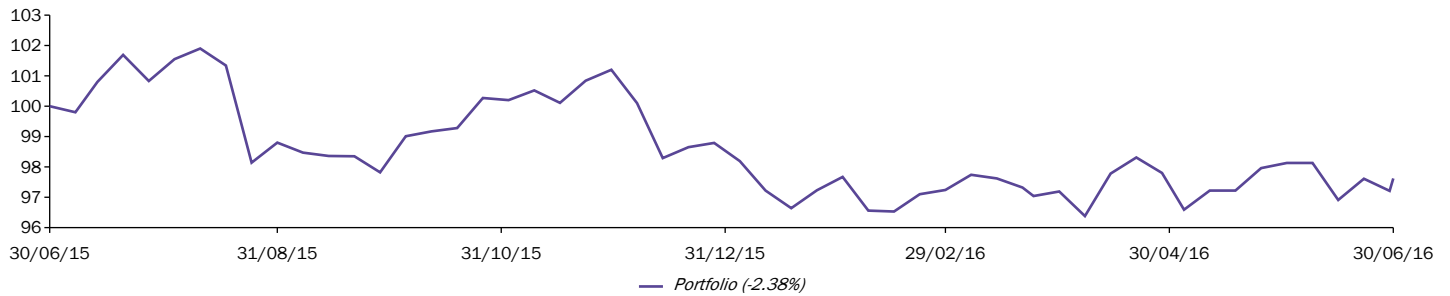


AXA (CH) Strategy Fund - Portfolio 30 A CHF

Key figures (in CHF)

Total assets under management (in million)	578.35	Current NAV (A)	114.63
		12 month NAV price High	119.66
		12 month NAV price Low	112.58

Performance evolution (in CHF)



Data is rebased to 100 by AXA IM on the graph start date.

Cumulative performance

	1 M.	3 M.	YTD	1 Y.	3 Y.	5 Y.	8 Y.	Launch
Portfolio*	-0.56%	0.44%	-1.31%	-2.38%	6.81%	14.40%	-	14.63%

Annualized performance

	1 Y.	3 Y.	5 Y.	8 Y.	Launch
Portfolio*	-2.38%	2.21%	2.72%	-	2.70%

Annual performance

	2015	2014	2013	2012	2011	2010	2009
Portfolio*	0.82%	3.93%	5.50%	5.29%	-	-	-

The figures provided relate to previous months or years and past performance is not a reliable indicator as to future performance.

Risk analysis

	1 Y.	3 Y.	5 Y.	Launch
Annualized volatility				
Portfolio*	5.86%	3.61%	3.57%	3.55%
Sharpe ratio	-0.05	1.08	1.12	1.11

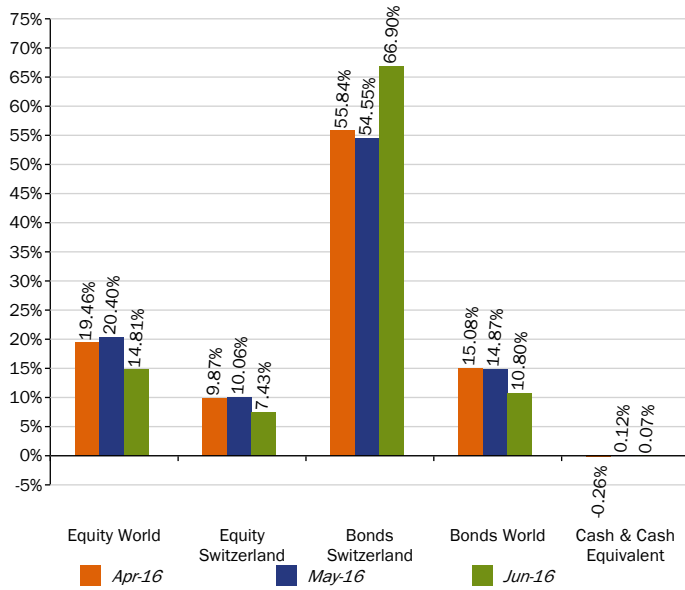
* 1st NAV date : 17/05/2011

Source(s): AXA Investment Managers as at 30/06/2016

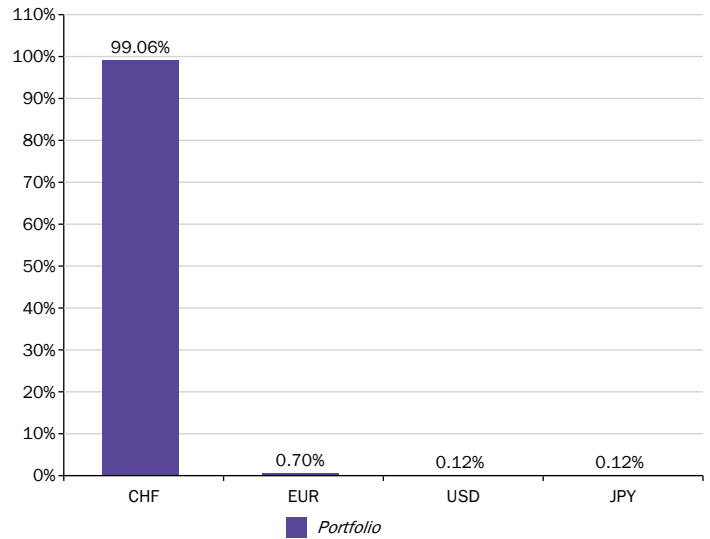
Editor: AXA Investment Managers Paris

Portfolio analysis (including derivatives)

Asset allocation



Currency exposure



Equities

Main stocks

Name	Weighting	Sector	Issuer country	Currency
SWISS MKT IX FUTR SEP16 EUCH 20160916 Expo	7.43%	Not Classified	CHE	CHF
EURO STOXX 50 SEP16 XEUR 20160916 Expo	7.43%	Not Classified	WLD	EUR
S+P500 EMINI FUT SEP16 XCME 20160916 Expo	3.75%	Not Classified	WLD	USD
NIKKEI 225 (CME) SEP16 XCME 20160908 Expo	3.63%	Not Classified	WLD	USD
Number of Holdings	4			

Fixed income

Main stocks

Name	Weighting	Issuer country	Modified duration
SWITZERLAND 2% 28 Apr 2021	27.20%	CHE	4.7
EIDG (CONF) 2.25% 06/07/20	26.85%	CHE	3.9
EURO-BOBL FUTURE SEP16 XEUR 20160908 Expo	10.80%	WLD	4.6
SWITZERLAND 3% 12 May 2019	4.05%	CHE	2.8
SWITZERLAND 1.25% 11 Jun 2024	3.87%	CHE	7.7
SWITZERLAND 1.5% 24 Jul 2025	3.31%	CHE	8.6
SWITZERLAND 1.25% 28 May 2026	1.63%	CHE	9.5
Number of Holdings	7		

Objective and investment strategy

The Sub-Fund's investment objective is to use a diversified portfolio to generate value growth and appropriate income while implementing a strategy to limit risk. The fund management company strives for a target equity market exposure of 30% with limitations on the maximum equity market exposure of 35%.

The Sub-Fund invests principally in Swiss and international equity markets (USA, Europe and Japan), the bond markets in Swiss francs and Euro and in the Swiss money market. Mainly the following investment instruments are used: equity securities and equity rights by issuers worldwide, debt securities and debt rights by issuers worldwide (for the most part, bonds of the Swiss Confederation), money market instruments in Swiss francs, investment funds and ETFs (Exchange Traded Funds).

The investment strategy provides for the limitation of the impact of important daily price fluctuations, in particular, in connection with strong turbulence on the markets or in periods of a significant bear market. To achieve this, the allocation in more volatile investments is temporarily reduced if the average daily price fluctuation exceeds a specific limit.

Within the threshold of 200% of the net assets within the subfund, the investment strategy adopted is one of direct investment or derivatives. The latter typically include both standardised derivatives traded on the stock exchange and non-standardised OTC (over-the-counter) traded derivatives such as total return swaps.

Benchmark

Nil

Risk characteristics

Recommended Investment Time Horizon : This Sub-Fund may not be suitable for investors who plan to withdraw their contribution within 5 years.

Lower risk	Higher risk					
← Potentially lower reward	Potentially higher reward →					
1	2	3	4	5	6	7

The risk category is calculated using historical performance data and may not be a reliable indicator of the Sub-Fund's future risk profile.
The risk category shown is not guaranteed and may shift over time.
The lowest category does not mean risk free.

Why is this Sub-Fund in this category?
The capital of the Sub-Fund is not guaranteed. The Sub-Fund is invested in financial markets and uses techniques and instruments which are subject to some levels of variation, which may result in gains or losses.

Significant risks not taken account by the risk indicator Cf. KIID

General characteristics

Legal form	Mutual Fund
Domicile	Switzerland
Launch Date	17/05/11
Fund Currency	CHF
Shareclass currency	CHF
Valuation	Daily
Share Type	Accumulation

ISIN Code	CH0124790780
Bloomberg Code	AXA30AA SW
Swiss Valor Code	12479078
Ongoing charges	1.32%
Management fees	1.3%
Management company	AXA IM Switzerland
(Sub) Financial delegation	AXA Investment Managers Paris
Delegation of account administration	SSB Zurich
Custodian Bank	SSB Zurich

Subscription / Redemption

Subscription and redemption orders are accepted generally on any bank working day. No issues or redemptions will take place on Swiss and French public holidays or on days when the stock exchanges and markets in the main investment countries are not open during the normal trading hours. Subscription and redemption orders received by the custodian bank by 1:30 pm (order day) will be settled on the next bank working day (valuation day) on the basis of the net asset value calculated on this day (forward pricing).

Information on order settlement for clients in Switzerland: Tel.: +41 58 360 78 00 Fax: +41 58 360 78 63;
e-mail: clientserviceswitzerland@axa-im.com

Disclaimers

AXA (CH) Strategy Fund – Portfolio 30 is a subfund of a contractual open-ended umbrella fund under Swiss law ("Securities fund" category). The fund management company is AXA Investment Managers Switzerland AG, GmbH, Munich, Zurich branch, Beethovenstrasse 19, CH-8002 Zurich. The prospectus, including a simplified prospectus and annual and semi-annual reports, can be obtained free of charge from the fund management company or the custodian bank.

Performance Figures

Past performance is neither a guarantee nor an indicator of current or future returns or future performance of an investment fund. The value and return of an investment in a fund may rise or fall and is not guaranteed. Investors may receive less than the initial capital invested or even incur a total loss. Exchange-rate fluctuations may also affect the value of their investment. The displayed performance data does not include commission and costs incurred when issuing and/or redeeming units.

Not an offer, non-binding status

The information and opinions displayed are provided solely for personal use and for informational purposes; they can be amended at any time without notice. The information displayed does not constitute a recommendation or commercial, legal, tax or other advice nor does it constitute an offer or solicitation for the purchase or sale of investment instruments. Every transaction should be preceded by a comprehensive consultation which is geared to the investments and the customer's situation. This consultation should also include information on the costs and charges associated with the purchase of one of the funds listed here. AXA Investment Managers may accept or grant benefits (commissions, fees, other payments or non-monetary perquisites) in the context of securities services. Units of the funds may not be offered, sold or delivered to U.S. Persons within the meaning of Regulation S of the U.S. Securities Act of 1933.

Exclusion of liability

The information displayed is based on the circumstances and knowledge at the time of the preparation and is checked and updated periodically. However, unintentional misstatements may occur. Therefore, AXA Investment Managers does not accept any liability or offer any guarantee as to the current relevance, accuracy and complete-ness of the

information made available, in particular regarding references or third party information. AXA Investment Managers does not check or endorse this information. The purchase of fund units is made exclusively on the basis of the prospectus or other authoritative marketing documents and the information contained therein. AXA Investment Managers hereby expressly distances itself from the content of divergent information or statements.

For your information

Fin. Info. www.swissfunddata.ch

Regulatory documents (Simplified and full prospectus/ information notice and rules) are available on demand

AXA Investment Managers Switzerland Ltd
Affolternstrasse 42
CH-8050 Zürich

State Street Bank GmbH Munich
Zurich branch
Beethovenstrasse 19
CH-8002 Zurich